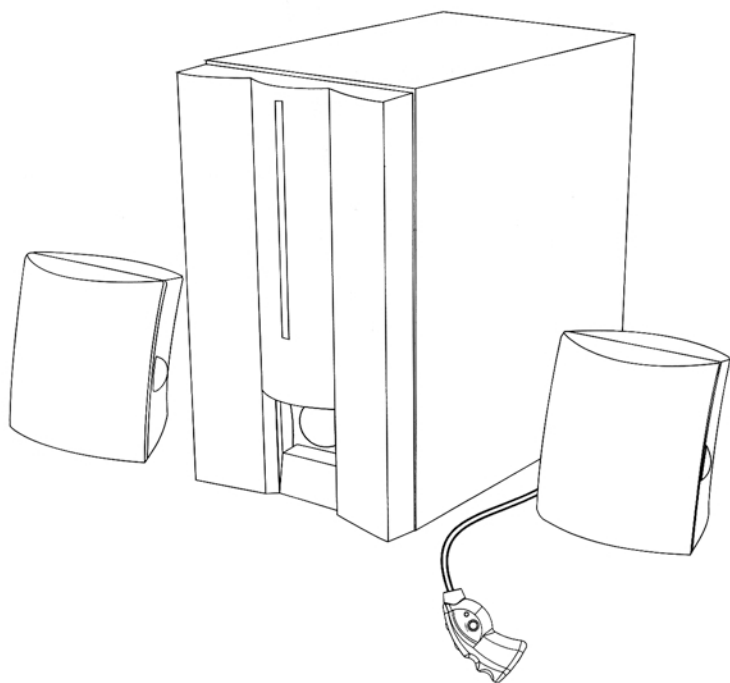




GAME ZONE 2.1

User's Guide

GZ-201

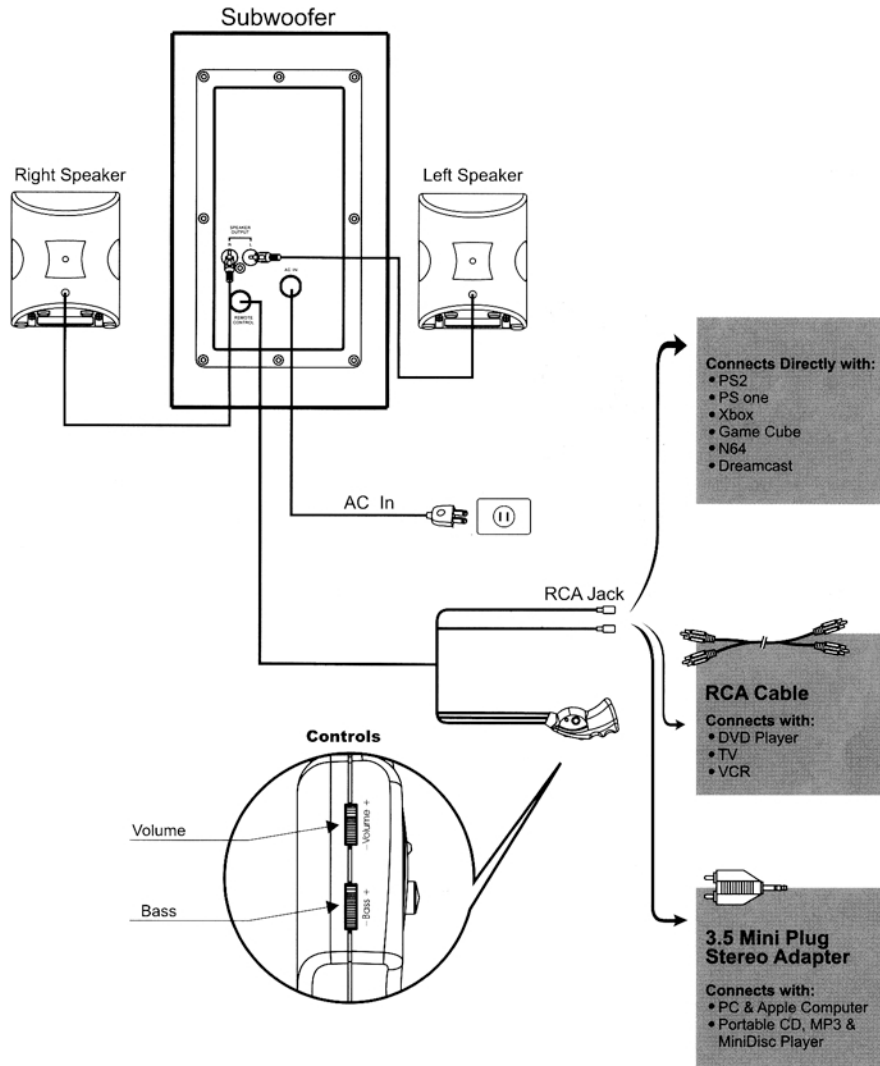


- Please read and understand all safety instructions before use.

Setup Instructions

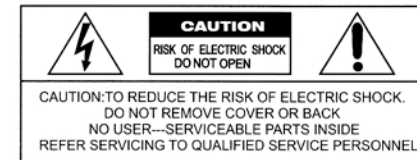
Note: Do not insert the power adapter to the AC outlet until all connections are completed.
Warning: Do not use an adapter to connect your speakers to the speaker output of your home stereo system amplifier. Kinyo speakers have a built-in amplifier. Connecting your Kinyo speakers to an external amplifier will damage them.

REAR VIEW



Important Safety Instructions

1. Read Instructions-All the safety and operating instructions should be read before the speaker is operated.
2. Retain Instructions-The safety and operating instructions should be retained for future reference.
3. Heed Warning-All warnings on the speaker and in the operating instructions should be adhered to.
4. Follow Instructions- All operation and use instructions should be followed.
5. Water and Moisture-The speaker should not be used near water-for example, near a bathtub washbowl, kitchen sink, in a wet basement, or near a swimming pool, and that alike.
6. Ventilation - The speaker should be situated so that it's location or position does not interfere with its proper ventilation. For example, the speaker should not be situated on the bed, sofa, rug, or similar surface that may block the ventilation openings; or placed in a confined area, such as bookcase or cabinet that may impede the flow of air through the ventilation opening.
7. Heat - The speaker should be situated away from heat sources such as radiators, heat registers, stoves, or other speaker (including amplifier) that produce heat.
8. Power Sources -The speaker should be connected to a power supply only of the type described in the operating instructions or as marked on the speaker.
9. Grounding or Polarization - Precaution should be taken so that the grounding or polarization means of the speaker is not defeated.
10. Power Cord- The power supply cord should be routed so that they are not likely to be walked on or pinched by items placed upon or against them. Do not overload wall outlets and extension cords as this can result in risk of fire or electrical shock.
11. Cleaning- The unit should be unplugged from the power outlet before cleaning. Use a dampened cloth to clean the surface of the unit. Do not use liquid cleaners or aerosol cleaner. Never insert object of any kind into the unit through its opening as they may touch dangerous voltage points or short out parts that could result in fire or electrical shock.
12. Object and Liquid Entry- Care should be taken so that objects do not fall and liquids are not spilled into the enclosure through openings.
13. Damage Requiring Service- The speaker should be serviced by qualified service personnel when:
 - A. The power supply cord or the plug has been damaged; or
 - B. Objects have fallen, or liquid has been spilled into the speaker; or
 - C. The speaker has been exposed in rain; or
 - D. The speaker has been dropped, or the enclosure damaged
 - E. The speaker does not appear to operate normally or exhibits marked change in performance.
14. Service- The user should not attempt to service beyond that described in the user's guide. All other servicing should be referred to qualified service personnel.



WARNING TO REDUCE THE RISK OF FIRE OR ELECTRIC SHOCK, DO NOT EXPOSE THIS APPLIANCE TO RAIN OR MOISTURE.
CAUTION PILOT LAMP SOLDERED IN PLACE. TO REDUCE THE RISK OF ELECTRIC SHOCK, REFER TO QUALIFIED SERVICE PERSONNEL.



The lightning flash with arrowhead symbol with an equilateral triangle is intended to alert the user to the presence of uninsulated dangerous voltage " within the product's enclosure that may be of sufficient magnitude to constitute a risk of electric shock to persons.



The exclamation point within an equilateral triangle is intended to alert the user to the presence of important operating and maintenance (servicing) instructions in the literature accompanying the appliance.